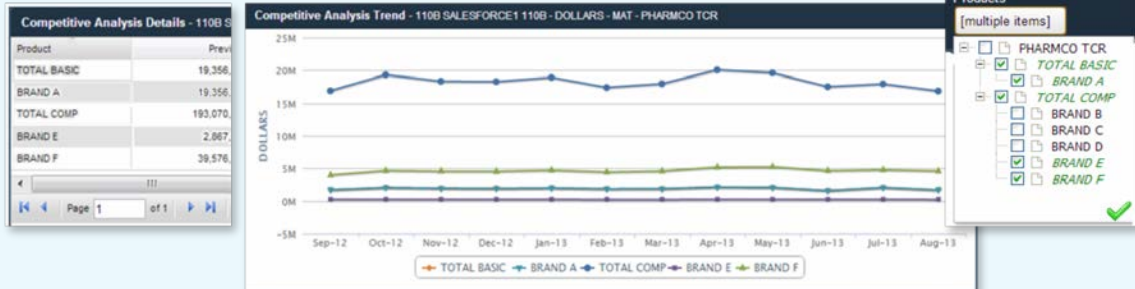
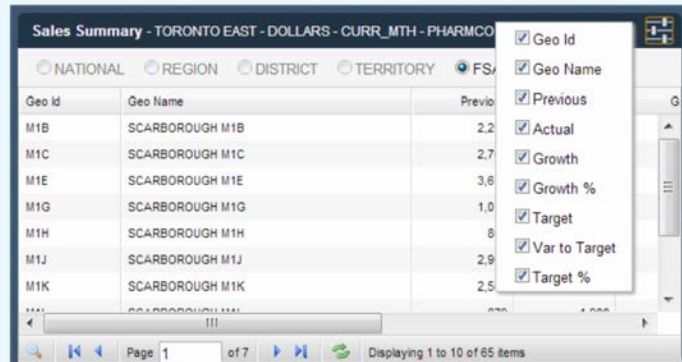


## Performance Analytics – Sales Edition V5.0 (available January 2014)

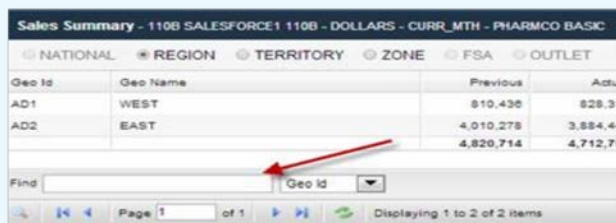
We are pleased to announce the release of Version 5.0 of **IMS Performance Analytics – Sales Edition** which includes small patches, new features, and improved functionality.

The following will be available to all **current** syndicated IMS Performance Analytics – Sales Edition **WEB SUBSCRIBERS**.

- The hide/show column feature has been improved.
  - In older versions, clicking in the right of any one of the column headings will display a list of the columns to hide or show. This location was shown to conflict with the column sort feature and was difficult to use in the mobile version. Therefore, this feature has been improved and a single icon is now available at the top right of each data table.
  - Clicking on the icon will display a list of data table columns available for display. Checked items are currently displayed. Unchecked items are hidden. There are hidden columns set by default in each data table. These defaults are set by the system and are not customizable.
  - Columns which are hidden by the user will now persist when there is a change to the selectors for the same login session.
- In the Prescribers view, a segment description can be associated to a prescriber per market. In this version, clients will have the ability to associate up to 3 different individual segment descriptions to one prescriber per market. All that is required is a slight modification to the Segment input file.
- All charts and tables have been changed to display legend and data table items in the same order as in the product selector list. This improves readability of these view areas. TSA and GPM product selector items are sorted alphanumerically at each level. Items in Prescriber views remain in product logical order.



- The search available for Tables may have available to continue to use operator.



function is now most data tables. different fields search. The search the “like” Boolean

## **Other Improvements**


- In the Map Module, the show/hide icon has been changed to arrows from the plus and minus icons.
- In the Prescribers view, the Prescribing Trend chart's y-axis title now includes the indicator along with the metric.
- In the Prescribers view, the Prescribing Trend chart's y-axis values for Rank and Rerank indicators have now been corrected to display whole numbers.
- In the Highlights view, the Sales Summary table has been positioned before the SKU Contribution chart since the two view areas are more closely related.
- "Integrated Reporting Platform" branding has been replaced with "IMS Performance Analytics". Users will see this change reflected in the copyright line at the bottom of some pages and in the Windows Tab.
- As mentioned in our last release, we now have the ability to display TSA data in TSA views split by Retail and Hospital and are now able to support split sales targets.
- Updated branding from PerformanceRx to GPM for all views and export files.
- As part of our continuous improvement promise, this version also includes numerous improvements to data load and quality control procedures to ensure the growing number of Client deliveries are delivered accurately and on schedule.


## **Outlet View**


Our Clients continue to benefit from the Outlet View and we have continued to provide improvements based on user feedback.

- All percentage calculations in the Total row are now being calculated correctly. Previous versions reported aggregates of column values in error.
- Consistency of values between views is very important and we have made sure that the decimal places of values between the Outlet view and other TSA views are the same.
- This consistency has also been enforced in values displayed between data table and chart (tool tips).
- The Address in the Outlet View Info has been corrected to remove redundant field headings.

**For further information on any of these new features, please contact your IMS Brogan representative.**

 +1 514 428-6000 (Mtl)

 +1 613 599-0711 (Ott)

 +1 905 816-5000 (Tor)